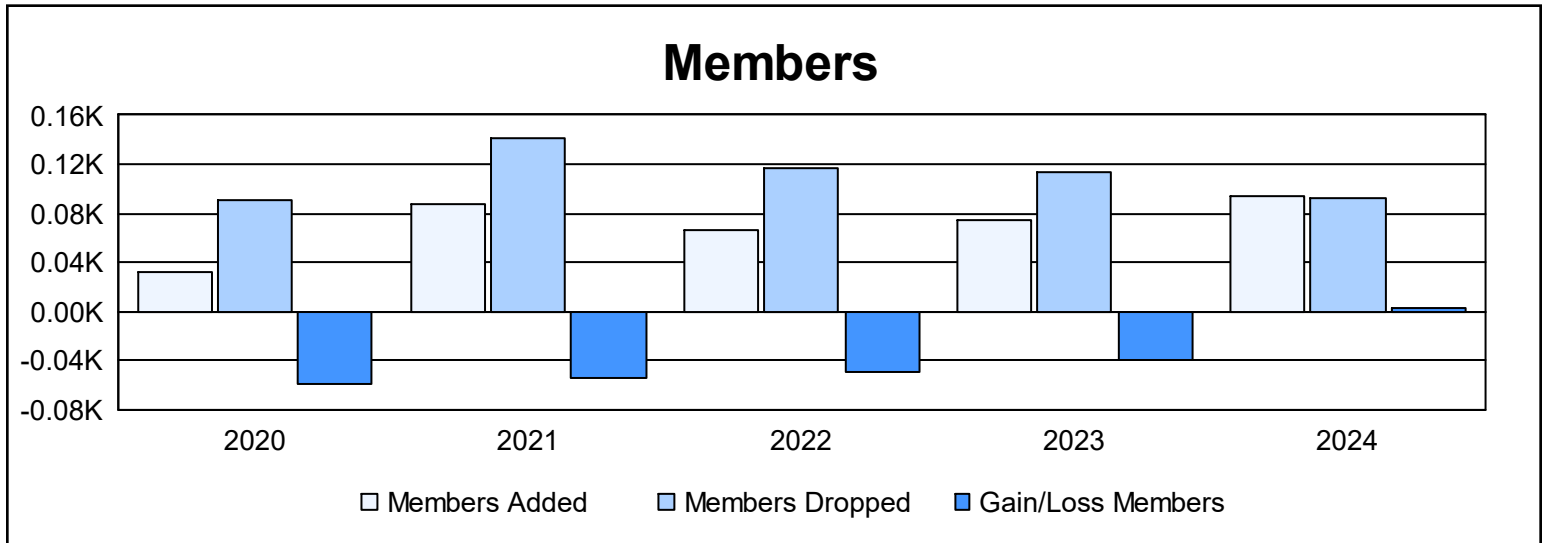
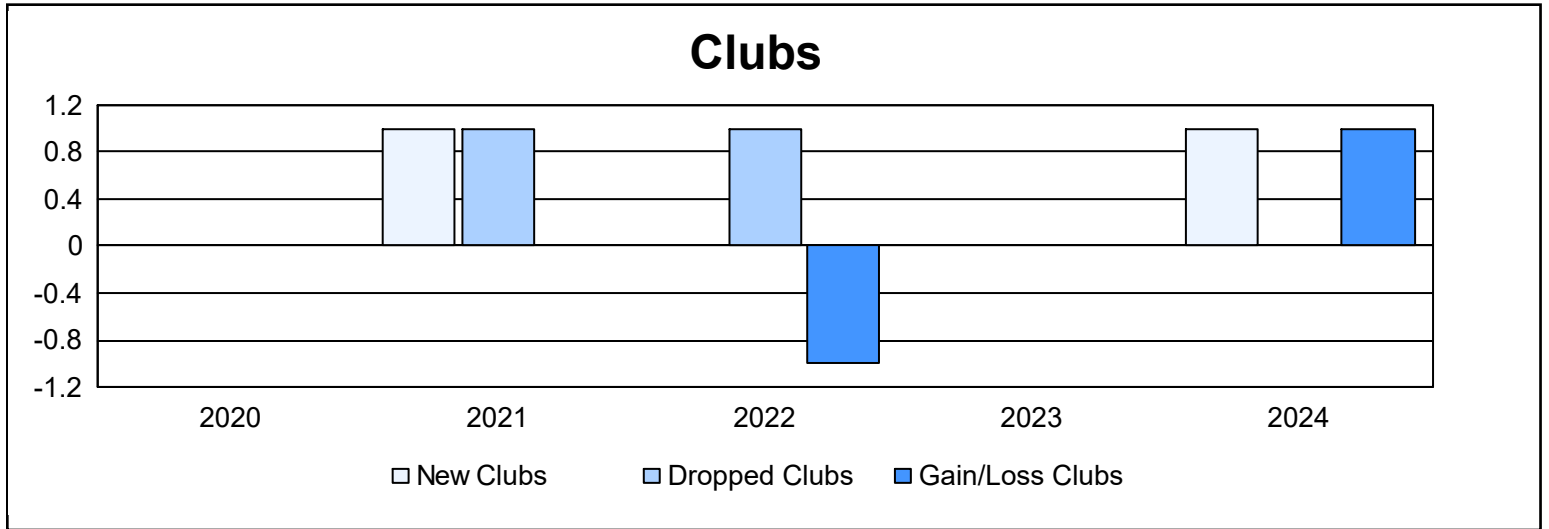
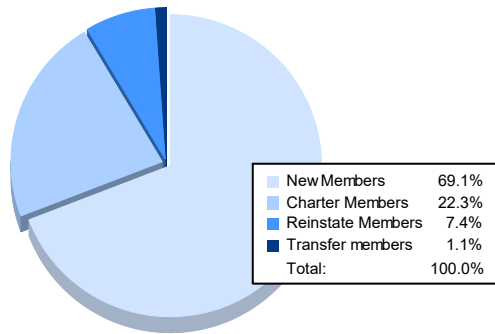


Year	New Clubs	Dropped Clubs	Gain/ Loss Clubs	New Members	Charter Members	Reinstate Members	Transfer Members	Total Member Added	Total Members Dropped	Gain/ Loss Members
2019-2020	0	0	0	29	0	1	2	32	91	-59
2020-2021	1	1	0	63	19	2	4	88	142	-54
2021-2022	0	1	-1	58	0	6	3	67	117	-50
2022-2023	0	0	0	52	0	7	15	74	114	-40
2023-2024	1	0	1	65	21	7	1	94	92	2
<b>Average</b>	<b>0</b>	<b>0</b>	<b>0</b>	<b>53</b>	<b>8</b>	<b>5</b>	<b>5</b>	<b>71</b>	<b>111</b>	<b>-40</b>



### Membership Composition June 2024 Cumulative



### Gender Composition June 2024 Cumulative

